

LOCKING BALE BUS/SERVICE DROP GRIP

⚠️ WARNING

Cancer and Reproductive Harm: www.P65Warnings.ca.gov



KEY FEATURES

- ✓ Locking Bale/Universal Eye for attaching to pipe, conduit
- ✓ Range accommodates cables from 0.22" to 1.25"
- ✓ Simple to open or secure eye wires

These locking bale (universal eye) Bus/Service drop grips are perfect for supporting cables when a simple attachment point is not available. The wires of the locking bale may be looped over a pipe, conduit or beam and secured in the eye locking plate. This provides a secure support for the cable.

Just run the power or other cable through the mesh of the grip and make your connection. Then position the grip to support the cable at the most advantageous position to relieve strain and resist pull out.



GET IN TOUCH

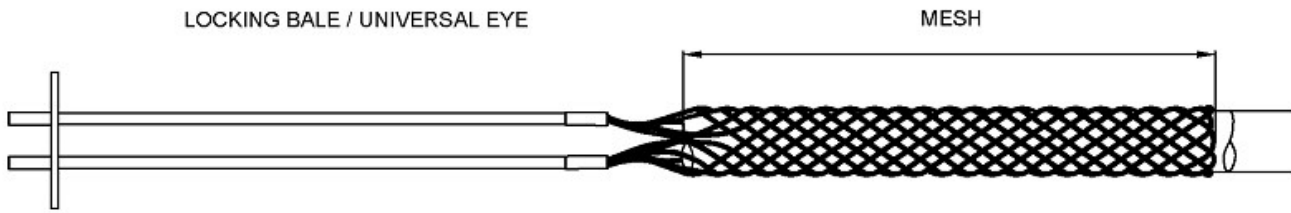


1 888 685 9478

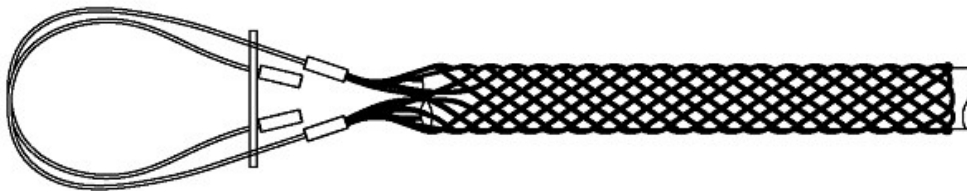


sales@slingcoamerica.com

LOCKING BALE BUS/SERIVCE DROP GRIP



VIEW BEFORE LOOPING ENDS INTO PLATE



VIEW AFTER LOOPING ENDS INTO PLATE

Slingco Part No.	Range (in)	Bale Length (in)	Mesh Length (in)	Approx. Break Load (lb)	Wire Material
ZCS8588	0.22 - 0.32	12	3.5	1100	Galvanized
ZCS8589	0.30 - 0.43	12	4.5	1100	Galvanized
ZCS8590	0.41 - 0.56	12	5.0	1100	Galvanized
ZCS8591	0.53 - 0.73	15	6.5	1100	Galvanized
ZCS8592	0.70 - 0.85	16	8.5	1900	Galvanized
ZCS8593	0.82 - 1.0	16	8.5	1900	Galvanized
ZCS8594	0.96 - 1.25	19	11	1900	Galvanized

Slingco Part No.	Range (in)	Range (mm)	Bale Length (in)	Bale Length (mm)	Mesh Length (in)	Mesh Length (mm)	Approx. Break Load (lb)	Approx. Break Load (kg)	Wire Material
ZCS8588	0.22 - 0.32	5.6 - 8.1	12	305	3.5	89	1100	498	Galvanized
ZCS8589	0.30 - 0.43	7.5 - 10.9	12	305	4.5	114	1100	498	Galvanized
ZCS8590	0.41 - 0.56	10.4 - 14.2	12	305	5.0	127	1100	498	Galvanized
ZCS8591	0.53 - 0.73	13.5 - 18.5	15	381	6.5	165	1100	498	Galvanized
ZCS8592	0.70 - 0.85	18 - 22	16	406	8.5	216	1900	861	Galvanized
ZCS8593	0.82 - 1.0	21 - 25	16	406	8.5	216	1900	861	Galvanized
ZCS8594	0.96 - 1.25	24 - 32	19	432	11	279	1900	861	Galvanized



GET IN TOUCH



1 888 685 9478



sales@slingcoamerica.com

LOCKING BALE BUS/SERIVCE DROP GRIP

This information is for marketing purposes only. The details contained herein is presented as general information and no representation or warranty is expressly or impliedly given as to its accuracy, completeness or correctness. It does not constitute part of a legal offer or contract. For technical specifications, please contact Slingco America, Inc.


Dimensions

The figures shown are indicative only. Fully dimensioned data-sheets are available on request. Nominal figures/actuals are as per data-sheet with tolerances of +/- 10%. Please contact us if you have any questions.

Range dimension overlaps If the cable, rope or hose you have lies where ranges overlap, e.g. 1" when sizing is 0.5-1.00 and 1.00-1.5 we recommend that you select your cable grip to achieve break load first. If tensile strengths are equal or both adequate, choose the smaller of the two. Please contact us if you have any questions.



GET IN TOUCH

 1 888 685 9478

 sales@slingcoamerica.com