

REINFORCED EYE UNDERGROUND GRIPS

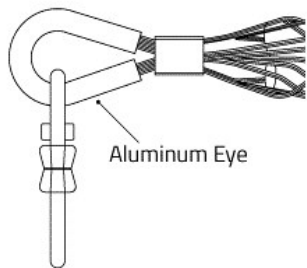


KEY FEATURES

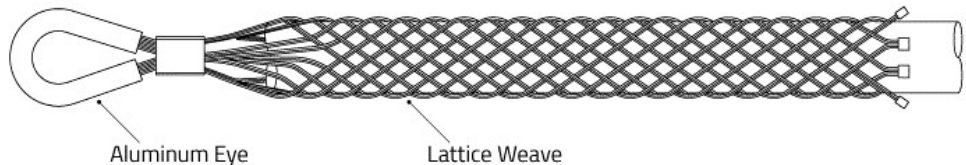
- ✓ Reinforced Eye
- ✓ Coated Wire
- ✓ Expanded Range

This line of grips is specially designed for underground applications. The eye is enclosed in an aluminum tube which provides added support when running within conduit and trenches. Plus these underground pulling grips are made from coated airline wire for added strength and flexibility.

Models WITH Swivel Connector



Models WITHOUT Swivel Connector



SINGLE EYE SINGLE / DOUBLE WEAVE PVC COATED GALVANIZED - 0.25 - 0.50" (6 - 13mm)

Slingco Part No.	Range in (mm)	Weave (Coated Galv. Wire)	Lattice Length in (mm)	Eye Opening in (mm)	Approx. Break lbs (kg)
ZCS6355	0.25-0.50 (6 - 13)	Single	18 (457)	0.70 (18)	1,500 (680)
ZCS6356	0.25-0.50 (6 - 13)	Single	24 (610)	0.70 (18)	1,500 (680)
ZCS6357	0.25-0.50 (6 - 13)	Double uncoated	18 (457)	0.70 (18)	1,588 (3,500)
ZCS6358	0.25-0.50 (6 - 13)	Double uncoated	24 (610)	0.70 (18)	1,588 (3,500)
ZCS8717	0.25-0.50 (6 - 13)	Triple	24 (610)	Swivel Connector	4,000 (1,814)



GET IN TOUCH

- ☎ 1 888 685 9478
- ✉ sales@slingcoamerica.com

REINFORCED EYE UNDERGROUND GRIPS

SINGLE EYE SINGLE / DOUBLE / TRIPLE WEAVE PVC COATED GALVANIZED - 0.50 - 0.75" (13 - 19MM)

Slingco Part No.	Range in (mm)	Weave (Coated Galv. Wire)	Lattice Length in (mm)	Eye Opening in (mm)	Approx. Break lbs (kg)
ZCS6359	0.50-0.75 (13 - 19)	Single	18 (457)	0.70 (18)	1,500 (680)
ZCS6360	0.50-0.75 (13 - 19)	Single	24 (610)	0.70 (18)	1,500 (680)
ZCS6361	0.50-0.75 (13 - 19)	Double uncoated	18 (457)	0.70 (18)	4,000 (1,814)
ZCS6362	0.50-0.75 (13 - 19)	Double uncoated	24 (610)	0.70 (18)	4,000 (1,814)
ZCS6363	0.50-0.75 (13 - 19)	Triple	12 (305)	0.87 (22)	5,200 (2,359)
ZCS6364	0.50-0.75 (13 - 19)	Triple	18 (457)	0.87 (22)	5,200 (2,359)
ZCS6365	0.50-0.75 (13 - 19)	Triple	24 (610)	0.87 (22)	5,200 (2,359)
ZCS6366	0.50-0.75 (13 - 19)	Triple	36 (914)	0.87 (22)	5,200 (2,359)
ZCS8718	0.50-0.75 (13 - 19)	Triple	24 (610)	Swivel Connector	8,480 (3,785)

SINGLE EYE SINGLE / DOUBLE / TRIPLE WEAVE PVC COATED GALVANIZED - 0.75 - 1.25" (19-32MM)

Slingco Part No.	Range in (mm)	Weave (Coated Galv. Wire)	Lattice Length in (mm)	Eye Opening in (mm)	Approx. Break lbs (kg)
ZCS6367	0.75-1.25 (19 - 32)	Single	18 (457)	0.87 (22)	3,000 (1,361)
ZCS6368	0.75-1.25 (19 - 32)	Single	24 (610)	0.87 (22)	3,000 (1,361)
ZCS6369	0.75-1.25 (19 - 32)	Double	18 (457)	0.87 (22)	6,000 (2,722)
ZCS6370	0.75-1.25 (19 - 32)	Double	24 (610)	0.87 (22)	6,000 (2,722)
ZCS6371	0.75-1.25 (19 - 32)	Triple	18 (457)	0.87 (22)	7,500 (3,402)
ZCS6372	0.75-1.25 (19 - 32)	Triple	24 (610)	0.87 (22)	10,000 (4,537)
ZCS8719	0.75-1.25 (19 - 32)	Triple	25.5 (650)	Swivel Connector	6,000 (2,722)

SINGLE EYE TRIPLE WEAVE PVC COATED GALVANIZED - 1.25 - 4.88" (32 - 124MM)

Slingco Part No.	Range in (mm)	Weave (Coated Galv. Wire)	Lattice Length in (mm)	Eye Opening in (mm)	Approx. Break lbs (kg)
ZCS6373	1.25-2.0 (32 - 51)	Triple	26 (660)	1.42 (36)	7,500 (3,402)
ZCS6374	1.25-2.0 (32 - 51)	Triple	32 (813)	1.42 (36)	10,500 (4,764)
ZCS8720	1.25-2.0 (32 - 51)	Triple	30 (762)	Swivel Connector	10,500 (4,764)
ZCS6375	2.0-2.75 (51 - 70)	Triple	32 (813)	1.91 (48.5)	10,500 (4,764)
ZCS6376	2.0-2.75 (51 - 70)	Triple	38 (965)	1.91 (48.5)	13,500 (6,125)
ZCS8721	2.0-2.75 (51 - 70)	Triple	36 (914)	Swivel Connector	13,500 (6,125)
ZCS6377	2.75-3.5 (70 - 89)	Triple	38 (965)	1.91 (48.5)	13,500 (6,125)
ZCS6378	2.75-3.5 (70 - 89)	Triple	46 (1,168)	1.91 (48.5)	16,500 (7,486)
ZCS8722	2.75-3.5 (70 - 89)	Triple	36 (914)	Swivel Connector	16,500 (7,486)
ZCS6379	3.5-4.25 (89 - 108)	Triple	46 (1,168)	1.91 (48.5)	16,500 (7,486)
ZCS6380	3.5-4.25 (89 - 108)	Triple	52 (1,321)	1.91 (48.5)	19,500 (8,847)
ZCS8723	3.5-4.25 (89 - 108)	Triple	36 (914)	Swivel Connector	19,500 (8,847)
ZCS6381	4.25-4.87 (108 - 124)	Triple	52 (1,321)	1.91 (48.5)	18,000 (8,167)
ZCS6382	4.25-4.87 (108 - 124)	Triple	58 (1,473)	1.91 (48.5)	19,500 (8,847)
ZCS8724	4.25-4.87 (108 - 124)	Triple	40.6 (1,030)	Swivel Connector	21,000 (9,375)

This information is for marketing purposes only. The details contained herein is presented as general information and no representation or warranty is expressly or impliedly given as to its accuracy, completeness or correctness. It does not constitute part of a legal offer or contract. For technical specifications, please contact Slingco America, Inc.

Dimensions

The figures shown are indicative only. Fully dimensioned data-sheets are available on request. Nominal figures/actuals are as per data-sheet with tolerances of +/-10%. Please contact us if you have any questions.



GET IN TOUCH



1 888 685 9478




sales@slingcoamerica.com

REINFORCED EYE UNDERGROUND GRIPS

Range dimension overlaps If the cable, rope or hose you have lies where ranges overlap, e.g. 1" when sizing is 0.5-1.00 and 1.00-1.5 we recommend that you select your cable grip to achieve break load first. If tensile strengths are equal or both adequate, choose the smaller of the two. Please contact us if you have any questions.



GET IN TOUCH

 1 888 685 9478

 sales@slingcoamerica.com